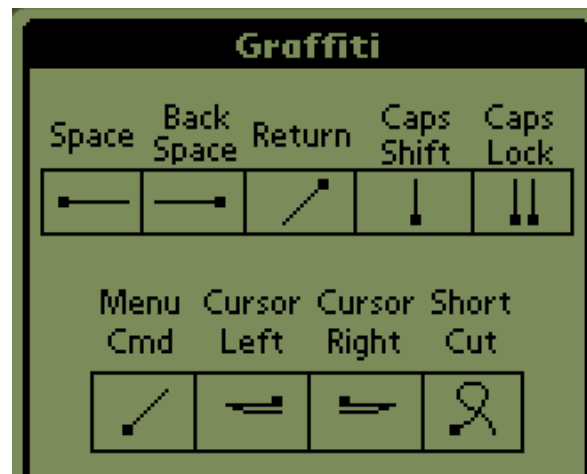
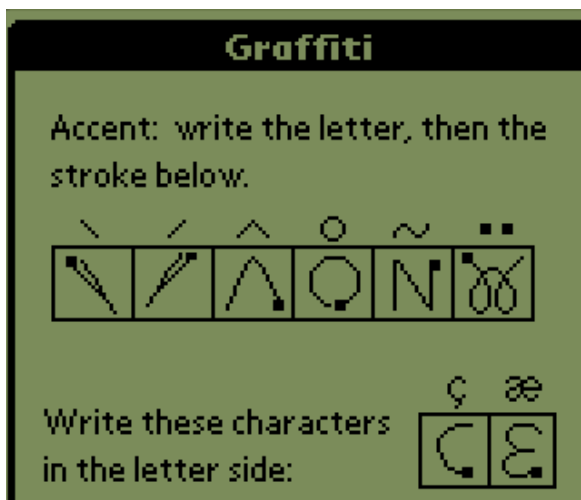
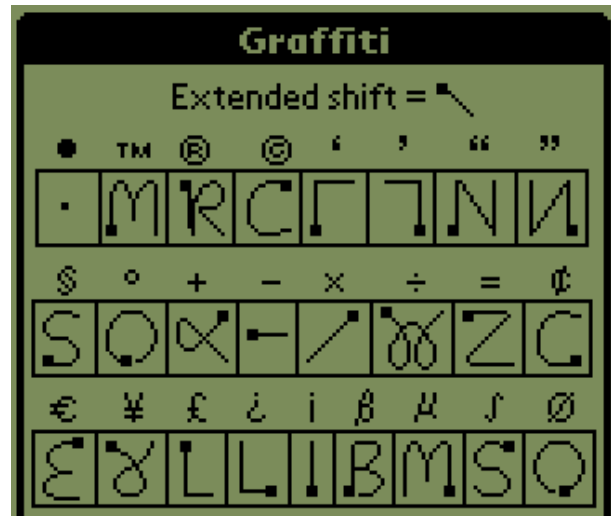
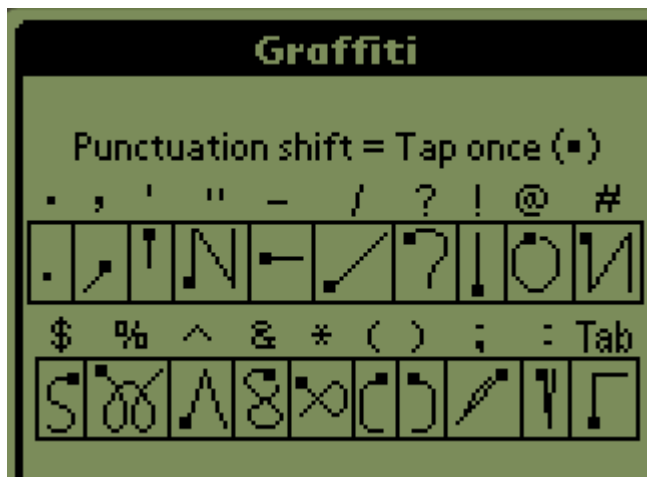
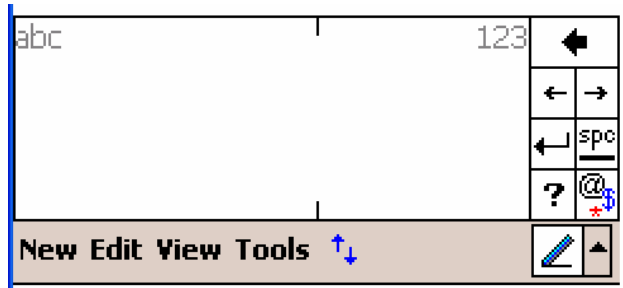


# Writers Guide to the Pocket PC and Palm

## Graffiti Writing Guide

Block Recognizer on the Pocket PC uses Palm Graffiti. Letters go in the left block and numbers are written in the right block



# Writers Guide to the Pocket PC and Palm

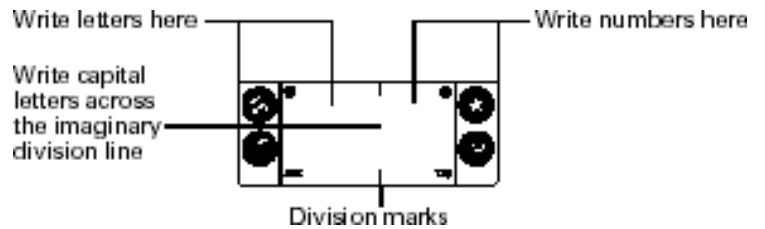
## Graffiti 2

The latest version of Graffiti, that comes on the Palm Tungsten T3 and higher, is a slight modification of the original Graffiti.

Draw letters on LEFT side of Graffiti 2 writing area			
Letter	Strokes	Letter	Strokes
A		B	
C		D	
E		F	
G		H	
I		J	

Draw numbers on RIGHT side of Graffiti 2 writing area			
Number	Strokes	Number	Strokes
0		1	
2		3	
4		5	
6		7	
8		9	

Draw letters on LEFT side of Graffiti 2 writing area			
Letter	Strokes	Letter	Strokes
K		L	
M		N	
O		P	
Q		R	
S		T	
U		V	
W		X	
Y		Z	



**Palm devices only**

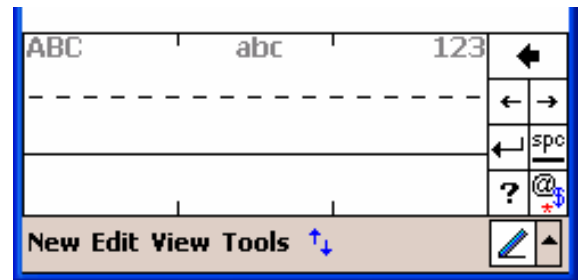
Draw these marks on LEFT side of Graffiti 2 writing area			
Mark	Stroke	Mark	Stroke
Period .		Ampersand &	
Comma ,		Carriage return	
Apostrophe '.		At @	
Space		Straight quotes "	
Question ?		Tab	
Exclamation !			

Draw these marks on RIGHT side of Graffiti 2 writing area			
Mark	Stroke	Mark	Stroke
Period .		Backslash \	
Comma ,		Slash /	
Tilde ~		Left Paren (	
Dash -		Right Paren )	
Plus +		Equal =	
Asterisk *			

# Writers Guide to the Pocket PC and Palm

## Jot Users Guide

Letter Recognizer on the PocketPC recognizes many variations of character input similar to the Palm program Jot. Capital letters go in the first block, lowercase letters in the middle, and numbers on the right.



### Jot® for Palm OS Quick Start Card

Write in full screen or box mode

**To enter lowercase letters, write the following shapes to the left of the mode mark.**

a	b	c	d	e
f	g	h	i	j
k	l	m	n	o
p	q	r	s	t
u	v	w	x	y
z				

**To enter uppercase letters, write the same character shape across the mode mark.**

A	B	C	D	E
F	G	H	I	J
K	L	M	N	O
P	Q	R	S	T
U	V	W	X	Y
Z				

**Write numbers and the following symbols to the right of the mode marks.**

1	2	3	4
5	6	7	8
9			

period	comma	dash
asterisk	=	plus
'	!	^
(	)	

**Quick Tips:**

- To enable Jot: Tap the JOT icon in the Applications Launcher and ensure that ENABLE JOT is checked. Also ensure that JOT is selected.
- Refer to the online tutorial for writing additional characters and symbols.
- To select text when writing in full screen hold down the stylus, pause, then drag it over the text.
- Disable Jot before removing it from the device.

## Writers Guide to the Pocket PC and Palm

<b>a</b>	aøAA	<b>l</b>	l l L	<b>w</b>	W	double quote	” ”
<b>b</b>	bøBB	<b>m</b>	m m	<b>x</b>	X <sup>2</sup>	tab	⏏
<b>c</b>	C	<b>n</b>	n NN	<b>y</b>	y y	space	␣
<b>d</b>	døDD	<b>o</b>	o o	<b>z</b>	Z z	backspace	⏪
<b>e</b>	e E	<b>p</b>	p p	period	• or \ *	new line	↵
<b>f</b>	f f <sup>2</sup>	<b>q</b>	q q	comma	,	cut	✂
<b>g</b>	g g GG	<b>r</b>	r R R	aspostrophe	’	copy	⌘
<b>h</b>	h h H	<b>s</b>	S	question	?’	paste	⌘
<b>i</b>	i i	<b>t</b>	t <sup>2</sup> t <sup>2</sup>	exclamation	!’	undo	⏪
<b>j</b>	j j <sup>2</sup> J J	<b>u</b>	u u	ampersand	& &	command	⌘
<b>k</b>	K <sup>2</sup> K <sup>2</sup>	<b>v</b>	V U	at	@		

\* • or \*\* is written in the writing area.  
 \ or \ \ is used when writing on the display.

Write numbers and the following symbols to the right of the division marks.

<b>0</b>	0 0	<b>6</b>	6	dash	—	(	(
<b>1</b>	1 1	<b>7</b>	7	tilde	~	)	)
<b>2</b>	2 2	<b>8</b>	8 8	+	+	=	=
<b>3</b>	3	<b>9</b>	9 9	*	X <sup>2</sup>	backspace	⏪
<b>4</b>	4 <sup>2</sup> 4 4	period	• or \ *	/	/		
<b>5</b>	5 5 <sup>2</sup>	comma	,	\	\		

Write accent marks to the right of the division marks after writing an upper or lower case letter.

à	\	â	^	ä	•• or \ \ *
á	/	ã	~	å	o

# Writers Guide to the Pocket PC and Palm

## Jot Special characters

.	•	:	⋮	□	⊗	®	Ⓜ
,	└┘	=	≡	«	◀◀	©	Ⓒ
'	└┘	#	≠	»	▶▶	^	∧
-	—	*	✕ ✖	”	⋮	§	§
_	—•	&	£ &	—	—┘	€	Ⓢ
~	∩	Æ	Æ∩	•	•—	‡	‡
@	@@	æ	æ∩	┘	┘∩	...	...
<	◀	ç	ç∩	·	·∩	•	•∩
>	▶	ç	ç∩	·	·∩	-	---
(	⌒	ª	ª		-	-	----
)	⌒	º	º	-	- /	<	◀
l	[	,	∩	™	∇M	>	▶
l	]	¿	¿∩	œ	œ∩	f	f
}	}	i	i∩	œ	œ∩	š	š∩
{	{	p	p∩	%o	%o	š	š∩
		P	P∩	†	†∩	^	∧
!	!∩	Ð	Ð∩	¹	¹∩	~	∩
?	?∩	ð	ð∩	²	²∩	‘	┘
\$	\$\$\$	ø	ø∩	³	³∩	’	┘-
%o	%	ø	ø∩	±	±	“	∩∩
/	/	ß	ß	×	✕	”	∩∩
\	\	μ	μ	÷	÷	,	∩∩∩
”	┘┘	¥	¥	¼	¼ ¼	„	∩∩∩∩
+	∩	£	£	½	½ ½	€	€
;	∩∩ ∩∩	¶	¶∩	¾	¾ ¾		